



Ministry of Education

English For Afghanistan

Let's Start

GRADE SIX

6




Publication: 1398



سرود ملی

دا وطن افغانستان دی
کور د سولې کور د تورې
دا وطن د ټولو کور دی
د پښتون او هزاره وو
ورسره عرب، گوجر دي
براهوي دي، قزلباش دي
دا هېواد به تل ځلیري
په سینه کې د آسیا به
نوم د حق مودی رهبر
دا عزت د هر افغان دی
هر بچی یې قهرمان دی
د بلوڅو د ازبکو
د ترکمنو د تاجکو
پامیریان، نورستانیان
هم ایماق، هم پشه یان
لکه لمر پر شنه آسمان
لکه زره وي جاویدان
وایو الله اکبر وایو الله اکبر



بِسْمِ اللّٰهِ الرَّحْمٰنِ الرَّحِیْمِ



Ministry of Education

English for Afghanistan's Elementary Schools

Grade 6

Publication: 1398

Book Specifications

Subject: English for Afghanistan's Elementry Schools

Authors: English Department of Curriculum Dept.

Editors: Group of Language Editors

Grade: Six

Text language: English

Distributor: Communication and Public Awareness Directorate of MoE.

Publishing Year: 2019

Publishing Place: Kabul

Press:

Email Add.: curriculum@moe.gov.af

حق طبع، توزیع و فروش کتاب‌های درسی برای وزارت معارف جمهوری اسلامی افغانستان محفوظ است. خرید و فروش آن در بازار ممنوع بوده و با متخلفان برخورد قانونی صورت می‌گیرد.

د درسي کتابونو د چاپ، وېش او پلورلو حق د افغانستان اسلامي جمهوریت د پوهنې وزارت سره محفوظ دی. په بازار کې یې پلورل او پېرودل منع دي. له سرغړوونکو سره قانوني چلند کېږي.

**The message of
Minister of Education
“Read by the name of Allah”**

We express our gratitude to Almighty Allah who bestowed upon us life and the ability to read and write and we send endless salutation to Hazrat Muhammad (PBUP) whose first divine message from Almighty Allah is “Read”!

As it is obvious, the year of 1397 was named as “Education Year”. Therefore, Afghanistan education system will witness many fundamental quality changes in its different spheres. Teachers, students, curriculum/textbooks, schools, administrations and Parents’ Councils are the six basic elements of Afghanistan education which play an important role in expanding and developing of education of a country. At such a fateful moment, the leadership and the entire family of Afghanistan Education is committed to create fundamental changes in the development and expansion of the current education system in Afghanistan.

Thus, reforming and developing of the educational curriculum is one of the key priorities of Ministry of Education (MoE). In this regard, improvement in quality, content and the process of distributing of textbooks to schools, Madrasas, and all government and private educational centers is one of the topmost priorities of MoE. We believe that without having quality curriculum and textbooks, we will not be able to achieve the sustainable development goals with regard to education in our country.

To achieve the mentioned goals and an efficient education system, we kindly request our dedicated teachers and committed school administrators who are the educators of the future generation across the country to make endless efforts to support the active learning process using the textbooks and do their best to nurture the future generation to become informed and educated citizens who are critical thinkers and have the religious and national values. Teachers should begin their lessons every day with a sense of accountability and renewed commitment in order for their students to grow into civil, responsible and effective citizens, and serve as the architects of Afghanistan’s future development.

Furthermore, I kindly request our motivated students who are the country’s future valuable assets that they should not neglect the opportunities provided to them and respectfully utilize the teaching and learning process using the scientific curiosity and benefit immensely from the knowledge of their teachers.

Last but not least, I highly appreciate the endless efforts of educational experts, educationists, and technical partners in curriculum development that actively worked day and night to develop this textbook. I wish them success from Almighty Allah in their noble efforts.

I wish we achieve a well-developed education system of high standard and an Afghanistan with free, informed and prosperous citizens.

Dr. Mohammad Mirwais Balkhi
Minister of Education
Afghanistan



Table of Contents

Number	Name of the units	Page
1	Review of grade 5	1
2	My nationality	7
3	Daily activities	15
4	Abilities	22
5	Healty lifestyle	33
6	Lovely Kabul	44
7	My birth placee	53
8	My hobbies	64
9	Review	75
10	Travel	86
11	Festivals and ceremonies	97
12	Services	107
13	Media	117
14	Sports	128
15	Review	139

UNIT ONE

Review

OBJECTIVES



In this unit, students will review:

- speaking, listening, reading and writing in English.
- vocabulary from grade **5**.



Letters

1. Check (✓) the letters you know.

A	<input type="checkbox"/>	B	<input type="checkbox"/>	C	<input type="checkbox"/>				
D	<input type="checkbox"/>	E	<input type="checkbox"/>	F	<input type="checkbox"/>	G	<input type="checkbox"/>	H	<input type="checkbox"/>
Ii	<input type="checkbox"/>	J	<input type="checkbox"/>	K	<input type="checkbox"/>	LI	<input type="checkbox"/>	M	<input type="checkbox"/>
N	<input type="checkbox"/>	O	<input type="checkbox"/>	P	<input type="checkbox"/>	Q	<input type="checkbox"/>	R	<input type="checkbox"/>
S	<input type="checkbox"/>	T	<input type="checkbox"/>	U	<input type="checkbox"/>	V	<input type="checkbox"/>	W	<input type="checkbox"/>
		X	<input type="checkbox"/>	Y	<input type="checkbox"/>	Z	<input type="checkbox"/>		

2. Can you write your name in English?



Words

1. Check (✓) the words you know.



Afghanistan



Students



Teacher



Dog



Car



Bus



Man



Uniform



Goat



Notebooks



School



Hat

2. Can you write any words in English?

-----	-----	-----
-----	-----	-----

Numbers

1. Check (✓) the numbers you know.

1	2	3	4	5	6	7	8	9
<input type="checkbox"/>	<input type="checkbox"/>	<input type="checkbox"/>	<input type="checkbox"/>	<input type="checkbox"/>	<input type="checkbox"/>	<input type="checkbox"/>	<input type="checkbox"/>	<input type="checkbox"/>

2. Can you write your mobile number?



1. Say the colors you know.




2. Write the colors names in your notebooks.

-----	-----	-----
-----	-----	

3. Write five colors name you like.

-----	-----	-----
-----	-----	

Classroom Objects



Let's get to know each other



Talk to know your classmates.

1. My name is.....
2. What is your name, please?

UNIT TWO

My Nationality

Objectives

At the end of this unit, students will be able to:



- know names of several countries.
- get information about nationalities.
- talk about nationalities.
- introduce him/her self nationality to others.

CONVERSATION



- Hanif: Dear Abdullah, this is my cousin Wali. He speaks Dari, Pashto, and a little English.
- Abdullah: Oh! nice to meet you Wali.
- Latif: Nice to meet you, too.
- Abdullah: Are you from Afghanistan?
- Latif: Yes, I'm originally Afghan, but I live in America.
- Abdullah: Welcome to Afghanistan. How do you like it in Afghanistan?
- Latif: Afghanistan is great! I love it. It's a beautiful country.

Practice

Talking about nationalities (1)

Ask and answer with a friend.

Are you from Afghanistan?
Yes, I am/Yes, we are.



Are you from India?

No, I'm not. / No, we're not.



Is she/he from France?

Yes, he/she is.



Is he/she from Spain?

No, she/he isn't.



Are they from Brazil?

Yes, they are.



Practice

Talking about nationalities (2)

Ask and answer with a friend.

- Are you Afghan?
- Are you British?
- Is she/he Brazilian?
- Is he/she Indian?
- Are they French?



- ✓ Yes, I am. / Yes, we are.
- ✓ No, I'm not. / No, we're not.
- ✓ Yes, he/she is.
- ✓ No, she/he isn't.
- ✓ Yes, they are.



Practice

Talking about nationalities (3)

Ask and answer with a friend.



- Where are you from?
- Where is she / he from?
- Where is he / she from?
- Where are they from?

- ✓ (I'm / we're from) Afghanistan.
- ✓ (He's from) India.
- ✓ (She's from) France.
- ✓ (They're from) Spain.



It's time to READ

My Nationality

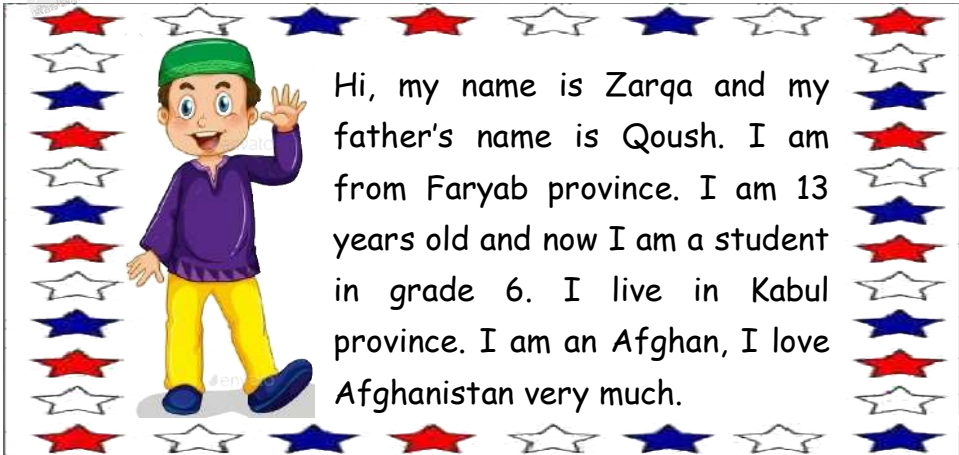
My name is Omar and my father's name is Sayed. I am from Kabul province, which is the capital of Afghanistan. I am 13 years old and now I am studying in grade 6. I live in Kabul province. As I am an Afghan, I love Afghanistan very much.





Practices

1. Read the text.



Hi, my name is Zarqa and my father's name is Qoush. I am from Faryab province. I am 13 years old and now I am a student in grade 6. I live in Kabul province. I am an Afghan, I love Afghanistan very much.

2. Read the following words and make sentences, follow the example:

Afghan	I am an Afghan.
Study	
Kabul	
Live	
Grade	
Capital	

3. Read the above text again and underline the difficult words.

Writing

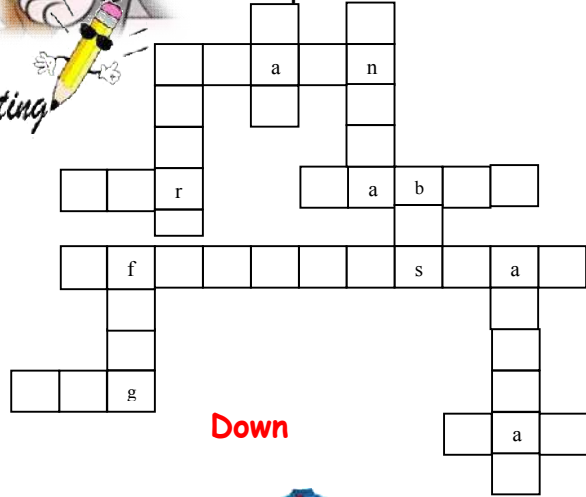


Writing

Write the word for each picture in the blank. Then write into the puzzle.

Word list:

- | | |
|-------------|-------|
| dog | map |
| cat | shirt |
| afghanistan | kabul |
| flag | car |
| Afghan | bus |
| India | spain |



Cross

1.



4.



5.



7.



10.



11.



Down

1.



2.



3.



6.



8.



9.



Spelling

Work in pairs.

- Student A: How do you spell "flag"?
- Student B: That's F-L-A-G.
- Student A: And which is correct for
A-P-P-L-L or A-P-P-L-E?
- Student B: A-P-P-L-E.
- Student A: Thanks.



Look Read and Memorize

	Country	Nationality	Flag
1	Afghanistan	Afghan	
2	England	English	
3	Iran	Iranian	
4	India	Indian	
5	Russia	Russian	
6	France	French	
7	America	American	
8	Germany	German	

Group Work

Student A:

Introduce one of your relatives/friends to your classmate.

Example:

Saber: Ahamd! This is my cousin, Shafiq.

Saber: Safiq! This is my friend, Ahamd.

Student B:

Greet your classmate and his/her guest.

Example:

Shafiq: Nice to meet you, Ahamd.

Ahmad: Nice to meet you, Shafiq.

Then change roles.

UNIT THREE

Daily activities



At the end of this unit, students will be able to:

- understand the importance of the time.
- ask and answer question about daily activities.
- make a proper schedule for their daily activities.
- read paragraphs.

CONVERSATION



- Zahra:** What do you do in the afternoons, Zainab?
Zainab: Well, I go to the course on Sundays and Tuesdays.
Zahra: How about Friday mornings?
Zainab: I stay at home and relax.
Zahra: You know, our classmate Sabera is not very good at English. Can you help her?
Zainab: Oh! sure.
Zahra: That sounds great! When can you start?
Zainab: This Wednesday afternoon.
Zahra: That's fine. Thank you. I will let her know.



Practice the above conversation with your partner.



Ask and answer about daily activities.

<p>What do you do in the mornings?</p> <p>What do you do in the afternoons?</p> <p>What do you do in the evenings?</p> <p>What do you do on Friday mornings?</p> <p>What do you do on Thursday evenings?</p> <p>What do you do after school?</p>	<p>I go to school.</p> <p>We play sports.</p> <p>I study my lessons.</p> <p>We watch TV.</p> <p>I visit my relatives.</p> <p>We go home.</p>
--	--

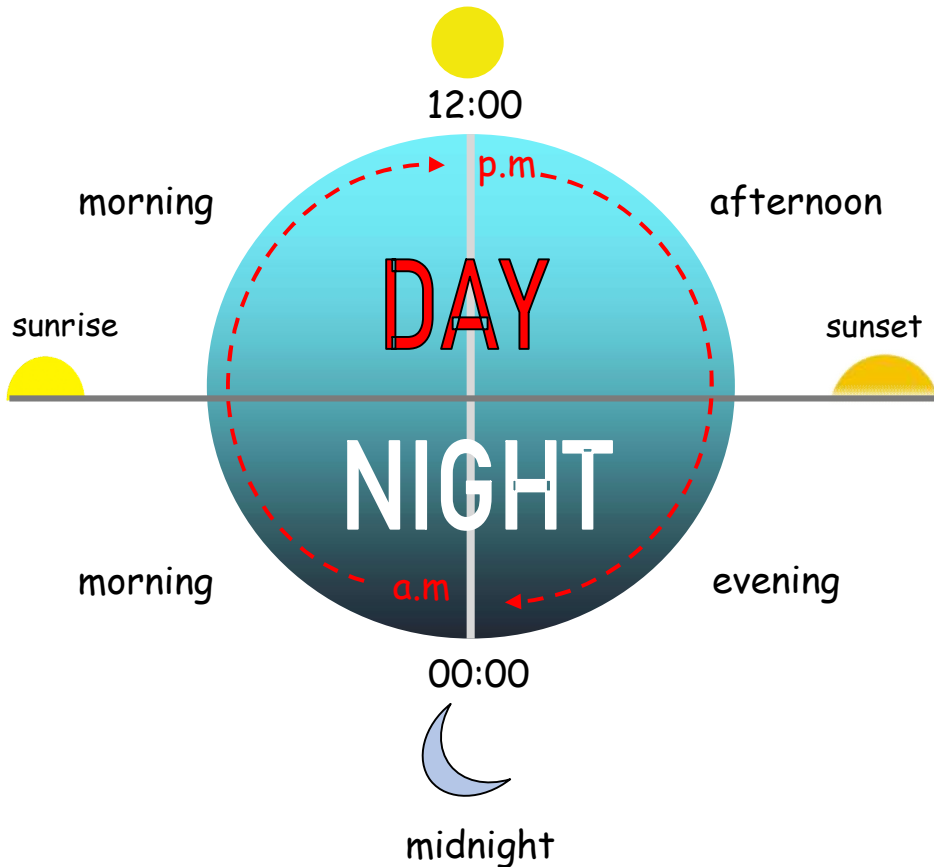
Weekdays	The Weekend	Time Expressions
<p>Saturday</p> <p>Sunday</p> <p>Monday</p> <p>Tuesday</p> <p>Wednesday</p>	<p>Thursday</p> <p>Friday</p>	<p>In the morning</p> <p>In the afternoon</p> <p>In the evening</p> <p>on weekdays</p> <p>on the weekend</p>



Ask and answer about daily activities.

Which/What days do you go to school?	Every weekday.
Which/What days do you go shopping?	Every Wednesday afternoon.
Which/What days do you play sports?	On Saturday and Tuesdays.
Which/What days do you study English?	On Monday mornings.
Which/What days do you go to the library?	On Sunday afternoons.

Midday / noon



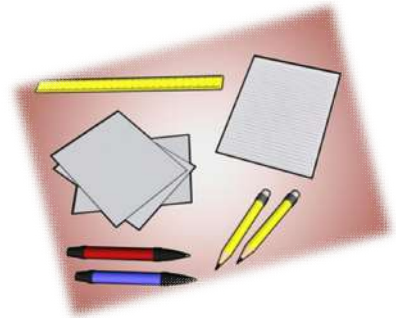
How to Create a Daily Schedule

Would you like your life to be more structured? Have you enough time for a day to do ever thing? Well, this article is going to teach you, how to manage the time monster and make sure every day starts out smoothly!

Steps:



1 Get few sheets of lined and unlined sheet of paper each. (you will also need a pen, pencil and a ruler)



2 Write down all your tasks on a sheet of paper. (Write down the timings at which you do the task and how much time it takes. Make sure the tasks fit in 24 hours).



3 Next write down all the things you do otherwise... (Sleeping, bathing, eating, free time, etc)





4 Once your 24 hours have been filled, choose a form of a schedule.



5

Fill in the tasks according to time in the schedule.



6

Be determined and follow the schedule. (The first month or so may be difficult, but if you keep trying you will be able to follow it).



Practices



1. Read the above 6 steps and make a daily schedule for yourself.

Role Play

1)

Take the role of a father/mother and answer your friend's questions about your weekly activities.

Example: Student A: What do you do every morning?

Student B: I prepare breakfast for my children.

2)

Prepare some questions and ask your friend about his/her weekly activities.

Example: Nasir: What do you do every afternoon?

Nasim: I help my brothers with their lessons.



Ask your 3 classmates, what they do during the week and fill out the table below.

Example: What do you do on every morning, Omar?
I go to school.
What about the weekend?
I play soccer.

Name	On weekday/morning afternoons/evening	On the weekend
Omar	go to school	play soccer

UNIT FOUR

Abilities

Objectives

At the end of this unit, students will be able to:



- get information about abilities.
- become a good reader.
- improve their handwriting.
- do practices about abilities.



Dialogue

Zainab: Wow! You are a good painter.

Farah: Thanks. Can you paint?

Zainab: No, I can't paint. But I am good at photography.

Farah: Really? Can I see your photos?



Zainab: Why not? Here is some, but come to my house this afternoon.

Farah: Oh! I can't come today. How about Friday morning?

Zainab: That is fine.

Farah: Thanks.



Exercise

Practice the above dialogue with your partner.

Ask and answer

Answer the following question.

1. Who can paint?
2. Who can take photos?
3. Who is good at painting?
4. Can Farah come to Zainab's house this afternoon?
5. Can Zainab paint?

listen  and REPEAT



play volleyball



take photo



ride a bicycle



cook



paint



swim



How to be a good reader?

Reading is hard for some people and it can take time. Reading is a process of the brain, where you look at symbols on a page and tries to understand the meaning of them. If you develop good reading skills, it will be very helpful to your future. Aren't your school teachers always saying "read more books"? Here are a few steps and tips to get started.

1. Be Prepared



2. Find somethings interesting to read



3. Use a library



4. Find a quiet place



5. Create a schedule for reading

Ask and answer

Read the text again and answer the following questions.

1. Is reading hard for some people?
2. What is reading?
3. Is reading helpful for your future?
4. How can we improve our reading skill?
5. What is our school teacher always saying?



How to be a good reader?

1. Reading is hard for some people.
2. If you develop good reading skills, it will be very helpful to your future.
3. Teachers always say “not to read more books”.
4. Don't use the library.
5. Create a schedul for reading.

<input type="checkbox"/>	<input type="checkbox"/>
<input type="checkbox"/>	<input type="checkbox"/>
<input type="checkbox"/>	<input type="checkbox"/>
<input type="checkbox"/>	<input type="checkbox"/>
<input type="checkbox"/>	<input type="checkbox"/>

Listen and Practice

Listen to your teacher and then practice it with your partner.

- ❖ Are you good at painting?
- ❖ Is she good at cooking?
- ❖ Is he good at playing volleyball?
- ❖ Are you good at swimming?

- ❖ Yes, I am/ No, I am not.
- ❖ Yes, she is/ No, she is not.
- ❖ Yes, he is/ No, he is not.
- ❖ Yes, they are/ No, they are not.

Now read these sentences.

- Can you make a cake?
- Can he play football?
- Can you ride a bicycle?
- Can they play basketball?

- Yes, I can/ No, I can't.
- Yes, he can/ No, he can't.
- Yes, we can/ No, we can't.
- Yes, they can/ No, they can't.

Now practice these sentences.

- Who can work with computer?
- Who can play tennis?
- Who can paint?
- Who can take photos?
- Who can draw?

- All students can.
- Omer can play tennis.
- Nasir can.
- Marjan and Laila can.
- I can.



Let's learn something new

Look at the pictures and read the sentences. Then circle the correct once.



1. I can play volleyball.
2. I can cook.



1. I can take photo.
2. I can paint.



1. I can swim.
2. I can play volleyball.



1. I can paint.
2. I can cook.



1. I can ride a bicycle.
2. I can take photos.



1. I can swim.
2. I can ride a bicylce.



Ahmad: Hi Zahir! How are you?
 Zahir: Fine, thank you, how are you?
 Ahmad: Thanks. Can you swim Zahir?
 Zahir: Yes, I can. But not very well.
 What about you?
 Ahmad: I can swim.
 Zahir: Where do you like to swim,
 in a pool or river?



Ahmad: I prefer to swim in the river. Its
 water is fresh.
 Zahir: I like to swim in the river too, but
 I can't swim there.
 Ahmad: Can you come with me? I can
 teach you.
 Zahir: Thanks. Can we go tomorrow
 afternoon?
 Ahmad: Yes, we can.
 Zahir: See you tomorrow.
 Ahmad: See you.



Ask and answer

Practice these question with your parter.

1. Can Zahir swim?
2. Where does Ahmad like to swim?
3. Does Zahir like to swim in the river too?
4. Can Ahmad teach Zahir how to swim?
5. When will they go for swimming?
6. Can you swim?



Read the conversation and complete the sentences.

- Ahmad: Hi Zahir! _____ are _____?
- Zahir: Fine _____ you, how _____ you?
- Ahmad: Thanks. Can _____ swim Zahir?
- Zahir: Yes, I _____. But not very well. What _____ you?
- Ahmad: I _____ swim.
- Zahir: Where do you like to swim?
In a pool or river?
- Ahamd: In a river. The water is fresh.





How to Improve Your Handwriting

Here are some steps that can help you to improve your writing.

1. Choose the right pen.



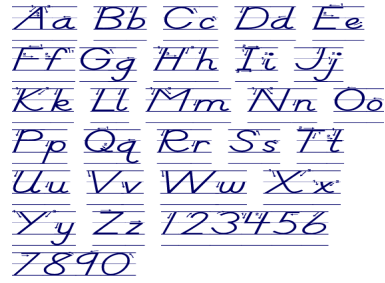
2. Pick up the right paper.



3. Slow down.




4. Copy the handwriting you like.



5. Let the line be your guide.



6. Lower the pressure.





Exercises

Practice writing these letters in your notebooks.

Aa Bb Cc Dd Ee

Ff Gg Hh Ii Jj

Kk Ll Mm Nn Oo

Pp Qq Rr Ss Tt

Uu Vv Ww Xx

Yy Zz 1 2 3 4 5 6

7 8 9 0

UNIT FIVE

Healthy Lifestyle

Objectives



At the end of this unit, students will be able to:

- understand the steps to a healthy lifestyle.
- know the rules of writing an excuse letter.
- talk about pains.
- read paragraphs and do practices.

D

ialogue

Listen to the dialogue in the English class.
Teacher is asking about the problem of her student.



Teacher: Are you Ok?

Student: No I'm not. I have a headache.

Teacher: Oh, you have sore eyes, too.

You should go home and rest.

Student: Yes, but we have one more class.

Teacher: Don't worry. I'll talk to your teacher.

Student: Thanks for your help.

Teacher: Let's go to the office and call your parents first.

Students, be quiet! I'll be back in a minute.

Let's Practice

Look at the picture. Read the dialogue.

Check (√) True or false

1. All students in the class are fine.
2. One of them has sore eyes.
3. Teacher let her go home.
4. The teacher didn't help her.

True

False

Missing letters

Example:

Sore eye

1. Hea__a__he
2. T__lk
3. __est
4. Cl__ss
5. H__m__
6. Te__c__er
7. H__l__
8. __f__ice
9. Mi__ute
10. Pa__ent

Writing

Arrange the sentences.

1. Are ? ok you
2. Am not I ok.
3. Should you home go.
4. Thank for help your you.
5. Minute will in a I be back.

Reading

My mom just baked some cookies. She put them on the table. My little brother Reza was hungry. He fell down and hurt his head. He climbed the chair again. He took one cookie this time. The cookie was hot. He burnt his hand and started crying.



Let's talk

Tell your classmates about two pains that you experienced in the last five years.

Example: I broke my leg last week.

- 1.
- 2.
- 3.
- 4.
- 5.

Let's read

5 steps to a healthy lifestyle



Be active for an hour or more each day



Choose water as a drink



Eat fewer junk food and select healthier food



Eat more fruit and vegetable



Turn off the TV or computer and get active

Practice

Write T if the sentence is true. Write F if it is false.

- _____ 1. Choose water as a drink.
 _____ 2. Eat junk foods.
 _____ 3. Eating vegetables is unhealthy.
 _____ 4. Do exercise every day.
 _____ 5. Eat more fruits.

Let's write

Complete the words.

- | | |
|----------------|--------------|
| 1. V_ ge__able | 5. __ at__r |
| 2. F__uit | 6. F__o__ |
| 3. S_ l_ct | 7. He__lt__y |
| 4. Com__uter | 8. Dr__nk |

How to Write an Excuse Letter

An excuse letter should have:

- Greetings
- Body
- Closing
- signature

Read this letter

February 2, 2016

To whom it may concern:

Please excuse my son, Abdullah Khalid, for having been absent in his classes (from February 3-4, 2016) because he suffered from a severe headache and high fever and he is advised to rest for two days.


Thanks for your consideration.

Sincerely yours,
Ahamd Khan Khalid



Let's Practice

Now write your own excuse letter.



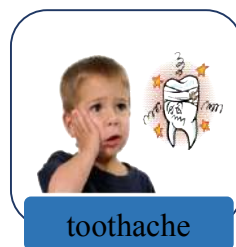
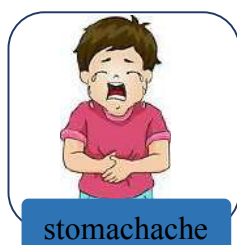
Write an excuse letter in your notebooks.

Listen and Practice

Look at the pictures and act out each sickness. Then ask and answer questions about it. First, read the examples.

Are you Ok?
Is she all right?
Is he Ok?
What's wrong?
What's the matter?
What's the problem?

No, I have a headache.
No, she has a sore throat.
No, he has a backache.
I have a toothache.
He has got a cold.
I have the flu.



Speaking and Writing



Group work:

Look at the pictures that shows some people's health problems. Ask three classmates about their health problems, give them advice and fill out the table below.

Example:

You: I have a headache.

Arezo: You should get some rest.

Name	Health problem	Advice
Ali	headache	get some rest

Role play

Ask and answer with a friend about health problem and give advice.

Student A: I have a headache.

Student B: You should take a pill.

Then change the roles.

Listen and Practice

1

I have a headache.
 I have a sore throat.
 I have a cold.
 I have a toothache.
 I have a running nose.

2

Why don't you get some rest?
 You should see a doctor.
 You should rest.
 Go to the dentist.
 Why don't you see a doctor?

Pronunciation

Student: I see A-C-H-E in some words.
 What is it?

Teacher: It's for pain.

Student: Thank you. And how do you say it?

Teacher: That's 'ache'.

Student: How about E – A in 'headache' and 'health'?

Teacher: That's /e/ in these words. Say 'headache' and 'health'.



Spelling

Example:

Student A: Dentist.
 Student B: How do you spell that?
 Student A: D-E-N-T-I-S-T

Health	toothache	earache	pain	cold
doctor	stomache	sore throat	rest	problem

Read and choose

Circle the sentence that tells about each picture.

1. He listens to the teacher
She opens the book.
She writes in her notebook.



2. I have a headache.
He has a sore eyes.
He broke his leg.



3. This is a teacher.
This is a dictionary.
This is a notebook.



4. He is my father.
She is my mother.
He is my brother.



5. These are his eyes.
This is her nose.
This is his hand.



6. She is a teacher.
He is a doctor.
He is a cook.



7. It is four ten.
It is two twenty three.
It is eleven five.



UNIT SIX

Lovely Kabul

Objectives

At the end of this unit, students will be able to:



- get proper information about kabul city.
- read information about kabul city.
- talk about popular places in Afghanistan.
- ask and answer questions about kabul city.

D Dialogue

Listen to your classmates talking about Kabul.



Nagina: Mustafa, tell me about Kabul. Where is it?

Mustafa: Well, Kabul is an old city in Afghanistan.

Nagina: What's it like?

Mustafa: It's a big and clean city.

Nagina: Any famous buildings?

Mustafa: Yes, many. Actullay, Kabul is very famous for its mosques, shopping malls, palace and sight seeing places.

Nagina: Are there any museums?

Mustafa: Yes, it has one national museum.

Nagina: We should go there, one day.

Mustafa: OK, and we can have special food in a resturant.

Fill in the blanks.

1. Kabul is an ____ city.
2. It's a big and ____ city.
3. It is the _____ of Afghanistan.
4. Kabul has one _____ museum.
5. It is _____ for its mosque, shopping malls and palace.

Read and Write

Read the card A and fill card B about your own city

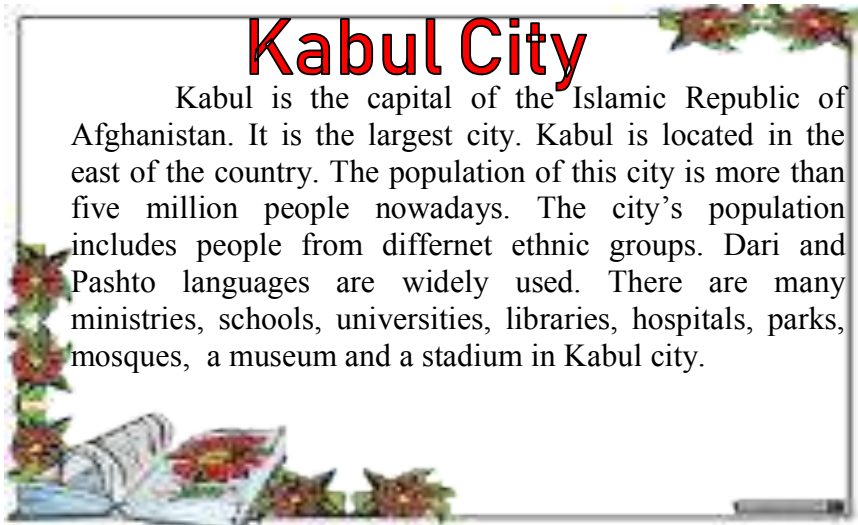
Card A

Name of the city: Kabul
 Country: Afghanistan
 Capital: Kabul
 Famous for: Mosques and palace.
 Airport: Hamid Karzai international
 airport
 Museum: Yes
 Shopping malls: Yes.

Card B

Name of the city:
 Country:
 Capital:
 Famous for:
 Airport:
 Museum:
 Shopping malls:

Let's read



Kabul City

Kabul is the capital of the Islamic Republic of Afghanistan. It is the largest city. Kabul is located in the east of the country. The population of this city is more than five million people nowadays. The city's population includes people from different ethnic groups. Dari and Pashto languages are widely used. There are many ministries, schools, universities, libraries, hospitals, parks, mosques, a museum and a stadium in Kabul city.

Let's write

Complete the sentences with suitable words.

located languages capital city universities

- 1- Kabul is the _____ of Afghanistan.
- 2- It's the largest _____.
- 3- Kabul is _____ in the east.
- 4- Dari and Pashto _____ are widely used.
- 5- There are many _____.

Practice

Pair work

Are there any libraries?
Is there a rail way system?
Are there any restaurants?
Are there any museums?
Is there a stadium?

Yes, there are./ No, there aren't.
Yes, there are./ No, there isn't.
Yes, many.
Yes, some great ones.
Yes, there is.

Read and Write

Read the chart. Then write the contraction that completes each sentence.

She is	She's
He is	He's
Do not	Don't
Can not	Can't
I will	I'll

1. Ahmad is tired. _____ going to bed.

2. Anisa can read, but she _____ write.

3. I want some cake. _____ make it.


4. Ali is late, but _____ coming.

5. I _____ have a red pen.

Let's learn something new



Palace



Shrine



Airport



Stadium



Restaurant



Museum



Zoo



Transport

Let's spell

Example: How do you spell Zoo?

Z-o-o

1. Tra__sport
2. M__s__um
3. __ir__o__t
4. S__a__ium

5. __est__u__ant
6. P__l__ce
7. Sh__ine

Look and Match

First is done for you.



Mosque

Shrine

Zoo

Resturant

Transport

Palace

Airport

Stadium

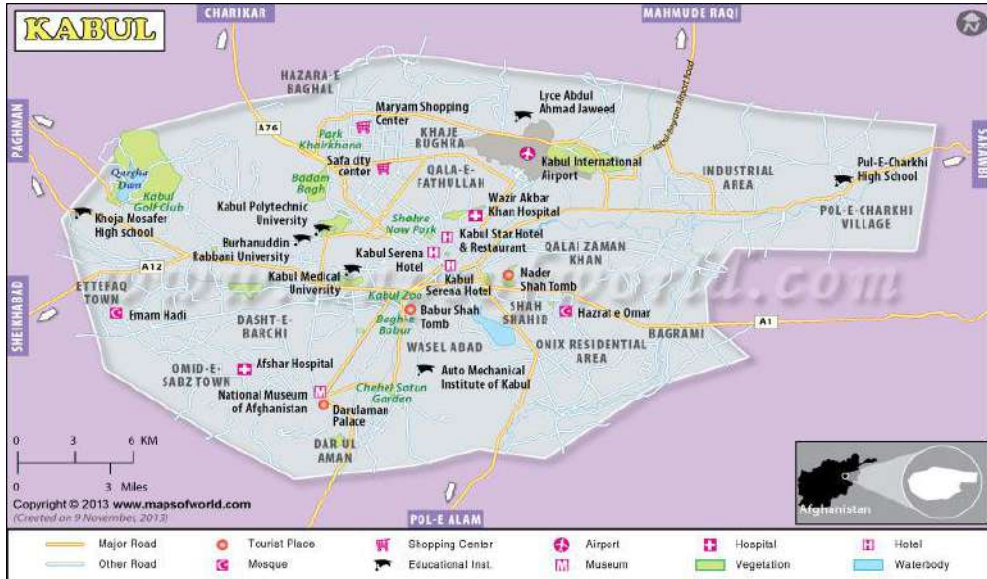
Musuem

Library



Look, ask and answer

Look at the map of Kabul city, ask and answer about places with your friend, follow the example.



Where is Kabul?	It's in the center of Afghanistan.
Where is Paghman?	It's in the north-west.
Where is Pol-e-charkhi?	It's in the east.
Where is Pol-e-alam?	It's near the capital.

Writing

Now write in your notebooks your questions and answers.



Spelling

Listen to the following conversation between student and his/her teacher.

Teacher: Who can name the four directions ?

Student: 'Sooth – east – north - west'.

Teacher: Please say it again south.

Student: Sooth.

Teacher: No, that's not correct. Say 'south'.

Student: But my friends say 'sooth'.

Teacher: No, the correct spelling is south.

Student: Thank you.

Look and name



Let's write

Arrange the words. Follow the example.

Example: Valley

- | | | |
|-----------|-----------|-------------|
| 1. Erath | 2. Mueosq | 3. Inmarate |
| 4. Nabamy | 5. Shinre | 6. dadubh |

UNIT SEVEN

My birth place

Objectives

At the end of this unit, students will be able to:

- talk about their birth places.
- ask and answer about places in a city
- properly Pronounce the new words.
- know adjectives that describe a city.









D

ialogue

Listen to Sameer and Hamid talking about a village.



Weather

sunny 	cloudy 	snowy 
rainy 	windy 	icy 

Sameer: Where were you born, Hamid?

Hamid: Bayan Payan.

Sameer: Where is it?

Hamid: It's a village in West Bagram district, near the city of Charikar.

Sameer: What's it like?

Hamid: It's a nice village with many trees and flowers.
It's famous for its grapes fields.

Sameer: What's the people's job?

Hamid: They work on farms and raise animals.

Sameer: What about the weather?

Hamid: It's very hot in summer, cold in fall and winter.

Sameer: It sounds to be a very interesting place.

Ask and Answer

Answer these questions:

1. How does Bayan Payan look like?
2. Is it near the city?
3. What is it famous for?
4. What's the people's job?
5. How is the weather there?

True and False

Read the dialogue.

Check (✓) True or false

	True	False
1. Hamid is from Herat.	<input type="checkbox"/>	<input type="checkbox"/>
2. Bayan payan is a big city.	<input type="checkbox"/>	<input type="checkbox"/>
3. It is a mountain village.	<input type="checkbox"/>	<input type="checkbox"/>
4. It has many flowers and trees.	<input type="checkbox"/>	<input type="checkbox"/>
5. The people of this city do their business.	<input type="checkbox"/>	<input type="checkbox"/>
6. People of the village work on farms.	<input type="checkbox"/>	<input type="checkbox"/>
7. It is near the city of Charikar.	<input type="checkbox"/>	<input type="checkbox"/>
8. It is very hot in summer.	<input type="checkbox"/>	<input type="checkbox"/>
9. It is hot in winter.	<input type="checkbox"/>	<input type="checkbox"/>
10. It is a very interesting place.	<input type="checkbox"/>	<input type="checkbox"/>

Let's read

Charikar

Charikar city is the capital of Parwan province in north of Afghanistan. It is near to Bagram district. Travelers pass through the city when traveling to north of Afghanistan. Residents of the city are mostly Tajik and they speak Dari. The people are busy on agriculture. It is famous for its fruit and vegetable products such as grapes, tomatoes and cucumbers.

It has a beautiful weather during the spring. Most parts of the charikar are green with fruit trees.

The place which people go there for picnic is called Gulghundi park.

Let's write

Fill in the blanks, use the words from the box.

North	mostly	agriculture	capital
fruit	vegetable	weather	

1. Charikar is the _____ of Parwan.
2. It is located in _____.
3. Residents are _____ Tajiks.
4. Their people are busy on _____.
5. The product is _____ and _____.

Crossword

Find the words.

Village
Car

agriculture
cinema

field
office

farm
weather

fruit
fresh

f	i	e	l	d	c	v	j	q	w	x
r	f	a	r	m	o	b	d	w	n	v
i	g	y	k	v	f	f	s	e	m	k
u	k	t	g	x	f	p	u	a	y	v
t	o	j	l	t	i	z	i	t	h	i
a	w	r	y	h	c	a	r	h	t	l
d	q	s	n	k	e	e	k	e	k	l
h	g	f	r	e	s	h	u	r	d	a
c	e	n	i	m	a	q	w	e	e	g
a	g	r	i	c	u	l	t	u	r	e

Which one do you like?

city life



- There are many streets, houses and buildings.
- Large shops along the main street.
- Cars and other vehicles.
- Great mosques and post offices.
- Full pollution.

Village life



- Few streets and muddy houses.
- Few small shops to meet requirements.
- Few motor cars, richshaws and carts.
- Small mosques.
- Agriculture, few cottages industries.
- pollution free fresh air.

Lets write!

Is life in a village or in a small town better than city life?



Role Play

Pair work:

Student A:

Imagine you are a tourist. Think of some questions and ask your classmate about a village.

Example: Is there a park near here?

Yes, there is one on city road.

Student B:

Think of some information about the village and answer your classmate's questions.

Example: What is your village famous for?

My village is famous for its nice weather and its food.

Spelling

Listen to the conversation between a student and her English teacher.

Student: Can you help me, madam?

Teacher: Yes, what's the problem?

Student: How do you say, T-H? Is it the same in all words?

Teacher: No, it's sometimes different.

Student: Can you give me some examples?

Teacher: Yes, in 'there', 'this' and 'they'. It sound's d.

In 'north', 'south', 'thank', and 'three', it sound's t.

Student: Thank you.

Learn something new!




trees



flowers



mountain



field



plow



river



cattle



tractor

Fun with the words

Arrange the letters to meaningful letters. See the example:

Example: Fwelosr

Flowers.

1. muntainon
2. reriv
3. ettlac

4. pwlo
5. reets
6. catorrt

Lets write!

Look at the pictures and write sentences. Follow the example.



He drives a tractor.



1.



2.



3.



4.

It's time to read!

LIFE ON THE FARM

It seems to have a plentiful spring. Our animals are having babies and our crops are growing very well. Which means that we are going to build a bigger house, and a bigger waterhole. My family is very happy about it .



for everyone. There are eight of us eat. We are going to build our house today and dig up some of the vegetables that we buried at the first of winter.



We don't work on Fridays. I wear my best clothes today and go to mosque to perform my Friday prayer.

Today is Saturday and we are going to work very hard all week. My first chore is to make breakfast

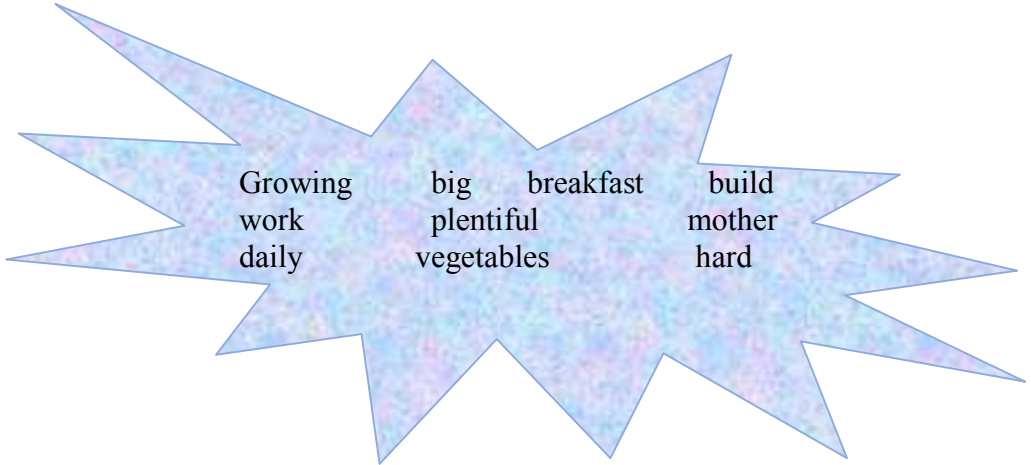


Our house is half way finished and I am cooking lunch. Mother has just come home from the mill. Our work is done for today and we have our dinner and talk about our daily activities and then go to our beds.

That is what goes on about every day out here on our farm.

Exercise

Fill in the blanks, using the words from the box.



1. It seems to have a _____ spring.
2. Our crops are _____ very well.
3. We are going to _____ a house.
4. We will build a _____ waterhole.
5. We don't _____ on Fridays.
6. My first chore in the morning is making the _____.
7. We dig up some of the _____.
8. My _____ came from the mill.
9. At night we talk about our _____ activities.
10. We should work _____ in the farm.

UNIT EIGHT

My Hobbies

Objectives

At the end of this unit, students will be able to:

- know the proper usage of (ing) form.
- describe their hobbies.
- solve puzzle.
- read texts with correct pronunciation.



D Dialogue

Listen to your teacher and your two classmates talking about their hobbies.



Teacher: Do you have any hobbies, Zainab?

Zainab: Yes, I do. I work some embroideries in my free time.

Teacher: Interesting! How about you, Samira?

Samira: Well, I love reading.

Zainab: Really? What sort of things do you read?

Samira: Books, magazines, sports news on the Net, and sometimes poems.

Zainab: And how about you, dear teacher?

Teacher: Actually, I don't have any hobbies. But, I usually go to bazaar in my free time.

Ask and Answer

Ask and answer with your classmate.

1. Do you have any hobbies?
2. What do you do as a hobby?
3. Do you like reading?
4. What's your hobby?

Read and Circle

First one is done for you.

What's her hobby?

Cooking
Sleeping
Sewing



What's his hobby?

Studying
Playing
Writing



What's his hobby?

Teaching
Listening
Gardening



What's her hobby?

Watching
Playing
Reading



What's her hobby?

Shopping
Painting
Crafting



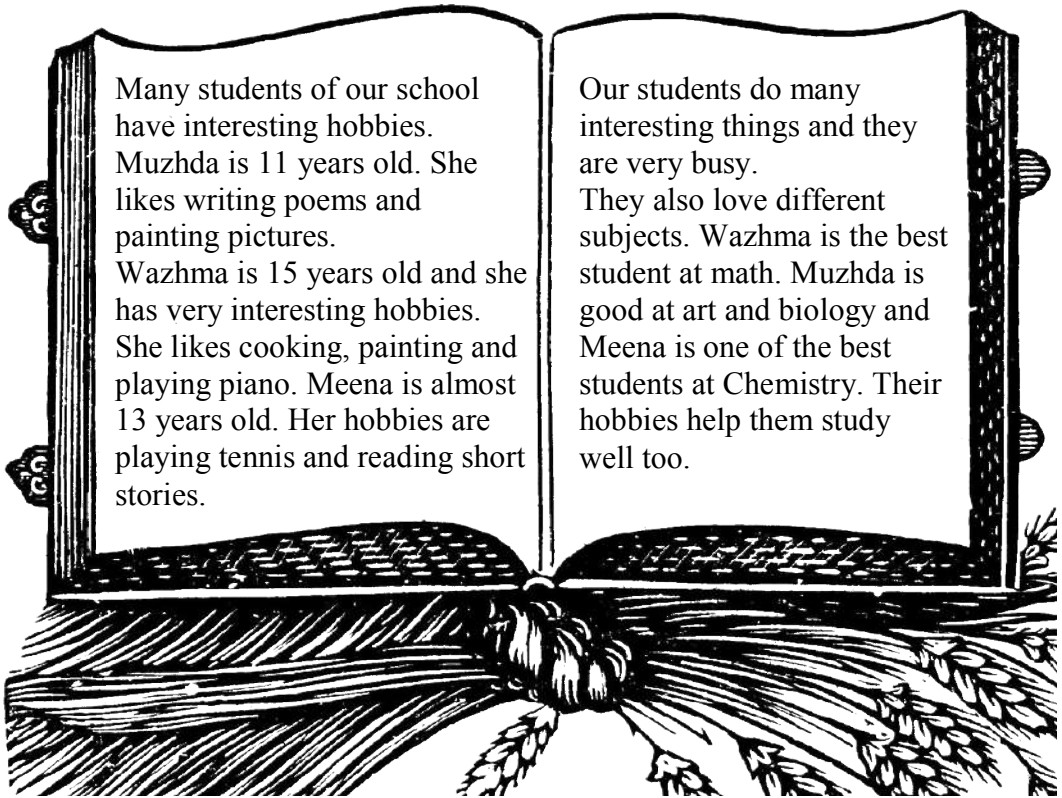
What's his hobby?

Driving
Playing
Gardening



Let's read!

My Hobby



Many students of our school have interesting hobbies.

Muzhda is 11 years old. She likes writing poems and painting pictures.

Wazhma is 15 years old and she has very interesting hobbies.

She likes cooking, painting and playing piano. Meena is almost 13 years old. Her hobbies are playing tennis and reading short stories.

Our students do many interesting things and they are very busy.

They also love different subjects. Wazhma is the best student at math. Muzhda is good at art and biology and Meena is one of the best students at Chemistry. Their hobbies help them study well too.

Tick the correct answers.

- | | | | | |
|------------------------------------|--------|--------------------------|--------|--------------------------|
| 1. How old is Meena? | 13 | <input type="checkbox"/> | 16 | <input type="checkbox"/> |
| 2. Who has the most hobbies? | Muzhda | <input type="checkbox"/> | Wazhma | <input type="checkbox"/> |
| 3. Is Wazhma older than Meena? | Yes | <input type="checkbox"/> | No | <input type="checkbox"/> |
| 4. Who likes to play tennis? | Muzhda | <input type="checkbox"/> | Meena | <input type="checkbox"/> |
| 5. Is playing piano Meena's hobby? | Yes | <input type="checkbox"/> | No | <input type="checkbox"/> |

Crossword



f	i	s	h	i	n	g	g	b	c	d	l
v	f	q	z	s	j	h	a	g	r	c	i
r	e	a	d	i	n	g	r	e	i	c	s
s	c	x	t	o	p	x	d	f	c	u	t
o	f	z	i	q	d	z	e	c	k	s	e
u	s	w	i	m	m	i	n	g	e	h	n
i	a	w	s	h	o	a	i	r	t	n	i
b	p	a	i	n	t	i	n	g	v	g	n
c	c	o	o	k	i	n	g	s	m	v	g
j	q	z	k	l	m	r	c	h	e	s	s
f	o	o	t	b	a	l	l	t	y	i	y




Horizontal: fishihng, reading, swimming, painting, cooking, football, cheese



Vertical: gardening, cricket, listenning

Let's learn something new!



Reading



Listening to the radio



Watching
cartoonic movie



Playing tennis



Horse riding



Playing computer
games



Shopping



Walking in the park

Look and Match



- Walking
- Listening to the radio
- Playing tennis
- Reading
- Playing computer games
- Horse riding
- Watching cartoonic movie
- Shopping



Spelling

Listen to a conversation between a student and her English teacher.

Student: Excuse me. How do you say I – N – G in ‘reading’, ‘playing’, and ‘searching’?

Teacher: Oh! there’s no /g/ sound at the end. Say ‘reading’, ‘playing’ and ‘searching’.

Student: Thanks. How about B-R-O-W-S-I-N-G? How do you say it?

Teacher: That’s ‘browsing’.

Reading, Speaking and Writing

Hobbies

Reading
Playing games
Cooking
Watching movies
Painting
Writing
Crafting
Gardening

Free time activities

Read a book
Watching tv
gardening
Play sports
Spend time with family
Go shopping
Swimming
flying Kite

Ask three classmates what they do or like to do as their hobbies in their free time. Then fill out the table below, follow the example:

Shafiq: What do you like to do in your free time?

Nahid: I like watching movies and going shopping.

Name	Hobbies	Free Time Activities
Nahid	Watching movies	Going shopping

Look and Write

Complete the sentences with the correct verbs: plays, paints, rides, goes, listens, cooks and watches.

Match the sentences with the pictures.



Ahmad _____ football every afternoon.

Maliha _____ to shopping at the weekend.

Mr. Faroq _____ pictures in his free time.

Ajmal and Akmal _____ chess on Fridays.

Rashid _____ to music in her free time.

Reza _____ computer games every evening.

Haseeb _____ a bike at the weekend.

Halima _____ dinner for us.

Masood _____ tv program in his free time.

Hanif like to _____ a horse.



Time to read

My Favourite Hobby

My favourite hobby is reading. I enjoy reading a book when I am free. I like funny stories, fairy tales and poems for children. The first time I read it, I found it interesting. So I kept reading. The teachers always taught me to read the difficult words. I was happy when, I read a story with a happy ending.

There are a lot of advantages of reading. Reading can make me relaxed and calm. I can also learn new vocabulary items. Then I can further improve my English. Moreover, it can give me an unlimited imagination, so I can write books in the future. I can learn about the different cultures and customs of other countries in the world too.

I read at least one hour every day. I read books by myself. I usually read it at home. I wish I read different kinds of books in the future.

Practice

Write T, if the sentence is true. Write F, if it is false.

- _____ 1. My favourite hobby is reading.
- _____ 2. I get bored, while reading a book.
- _____ 3. Teachers taught me to read the difficult words.
- _____ 4. I was happy when I read a story with a happy ending.
- _____ 5. I can't learn new vocabulary.

Read and Choose

Look at the pictures and tick what hobby the people have.

1. Her hobby is skateboarding riding a bike.



2. Their hobbies are reading fishing.



3. His hobby is playing painting.



4. Her hobby is sleeping cooking.



5. His hobby is singing gardening.



UNIT NINE

Review

Objectives

At the end of this unit, students will be able to:



- know the names of different kinds of transportations.
- learn new words.
- do practices in correct ways.
- improve their listening, speaking, reading and writing skills.

D Dialogue

Zaki: Sameer, look at our friends! We are all from different countries.

Sameer: Where are you from, Zaki?

Zaki: I am from Kandahar in Afghanistan so I'm Afghan! What about you? Where are you from?

Sameer: I am not Afghan! I am from New Delhi, in India. I am Indian.

Sameer: Where is Fiona from, Zaki?

Zaki: She is from Cape Town, in South Africa. She is South African.

Sameer: Do you know where he comes from?

Zaki: Tommy is from Toronto, in Canada. He is Canadian.

Sameer: Oh! And don't forget there's also Fabio. He is a new student from Lisbon, Portugal. He is Portuguese.

Zaki: Our class is multi nationality.



Ask and Answer

1. Where is Zaki from?
2. Where is Sameer from?
3. Is Tommy from Canada?
4. In where is Cape Town located?
5. Where is Fabio from?

Puzzle

Look at the flags and find the country.
First one is done for you.



E	A	F	G	H	A	N	I	S	T	A	N
D	M	F	H	G	F	K	L	A	P	C	R
G	E	N	G	L	A	N	D	Z	A	S	U
E	R	B	A	V	N	V	C	X	K	U	S
R	I	N	D	I	A	Q	S	O	I	P	S
M	C	A	Z	R	A	W	D	X	S	U	I
A	A	X	N	A	I	S	I	Z	T	Y	A
N	H	V	B	N	P	A	U	T	A	K	D
Y	L	P	U	I	O	Q	E	Y	N	J	F



Afghanistan
England
India



Germany
America
Iran
Pakistan
Russia

Let's read

Fawad's daily routine

Fawad is an Afghan boy. He lives in Mazar e sharif. He lives with his family in a modern house. He is eleven years old and he has got an older brother, Fahim, and a younger sister, Fahima.

He starts his day at about half past seven. He gets up, goes to the bathroom, takes a shower, brushes his teeth and gets dressed. Then he has breakfast and a quarter to eight he leaves home and catches the bus to school. Classes begin at half past eight. He usually has lunch at school canteen at half past twelve. After school, he goes home. There he does his school homework and when he finishes it, he helps his Mum setting the table. At seven his family comes together and eats dinner.

Fawad is a very helpful boy, so he helps his mother cleans up everything after dinner. He usually watches TV for a while and about ten o'clock he brushes his teeth again and goes to bed. His parents always kiss him and say good night before he gets sleep. Fawad is a very happy boy!



True or False?

1. Fawad is an Afghan boy. _____
2. He lives in a modern flat. _____
3. He is eleven years old. _____
4. He has got two brothers. _____
5. Fawad wakes up at eight o'clock. _____
6. He walks to school. _____
7. His class begins at half past eight. _____
8. Fawad and his family have dinner at seven. _____

Look and write

Look at the pictures and complete the sentences with can/can't and following verbs.

walk

jump

read

swim

write

play

see

fly



1. He _____.
2. She _____.
3. They _____.
4. He _____.
5. They _____.
6. He _____.
7. It _____.
8. He _____.

Ask and answer

Can a bird sing?

Can a snake jump?

Can a horse run?

Can a fish swim?

Can an elephant fly?

Food Groups



Fruit and Vegetables

Fruit and vegetables give us vitamins and keep our nails, hair and skin healthy.

Dairy Products

Milk and dairy products are good for our bones and teeth.



Meat, fish and chicken

Meat, fish and chicken are good for our muscles.

Cereals, starch and oil

Cereals, starch and oil give us the energy we need to be strong and healthy.



Let's spell

Fill in the missing letters for the pictures.



_ a _ _ t



W _ t e _ m _ l _ n



_ a _ b a _ e



P _ t _ t _



_ h e r _ y



_ e a _



_ u _ n i _



B _ n _ _ a



_ e a _ h



_ p r _ _ o t



M _ l o _



T _ m a _ o

Match Food Groups

Look at the pictures below and write F if it is fruit, V if the picture is vegetable and D if the picture is a dairy. The first one is done.

 D


milk




grapes



cabbage




apple



carrot



cheese



butter



yougurt



watermelon



Eating fruit provides health benefits



The nutrients in fruit are very important for our health and body. Fruits are low in calories and fat and a good source of simple sugar, fiber and vitamins.

The potassium in fruit can reduce the risk of heart sickness. Potassium may also reduce the risk of kidney stones and help decrease bone loss as you are getting old.



Folat in fruits helps the body form red blood. It is very important for women.



TRUE or FALSE

Read the paragraph again and mark the sentences T if they are true, and F if the sentences are false.

1. Eating fruit is not healthy.
2. The nutrients in fruits are very important for our health.
3. Fruits are full of calories.
4. The potassium is not reducing the heart sickness.
5. Potassium may also reduce the risk of kidney stones.
6. Folate in fruits doesn't help the body form red blood.

	T	F
	<input type="radio"/>	<input type="radio"/>
	<input type="radio"/>	<input type="radio"/>
	<input type="radio"/>	<input type="radio"/>
	<input type="radio"/>	<input type="radio"/>
	<input type="radio"/>	<input type="radio"/>

Look and Match

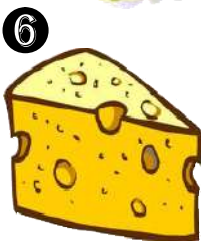




- | | | | | |
|---------|--------|--------|------------|--------|
| cabbage | milk | cheese | grape | yogurt |
| apple | butter | carrot | watermelon | |



Spelling

Look at the pictures and spell their names aloud.



Look Read and Circle




1. Milk is a dairy.
2. Milk is a vegetable.



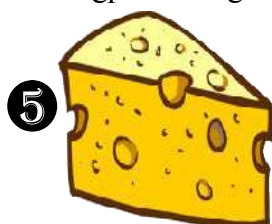
1. Grape is a fruit.
2. Gragpe is a vegetable.




1. Cabbage is a fruit.
2. Cabbage is a dairy.



1. Carrot is a dairy.
2. Carrot is a vegetable.



1. Cheese is a fruit.
2. Cheese is a dairy.



1. Watermelon is a fruit.
2. Watermelon is a dairy.

Writing

Look at the pictures, read the phrases and then write them under their related pictures.

















Walking in the park
 Listening to the radio
 Playing tennis
 Reading
 Playing computer game
 Horse riding
 Watching cartoonic movie
 Shopping

UNIT TEN

Travel

Objectives

At the end of this unit, students will be able to:



- know the names of different kinds of transportations.
- learn new words.
- do practices in correct ways.
- improve their listening, speaking, reading and writing skills.



Dialogue

- Receptionist: Welcome to our Hotel sir, how can I help you?
- Ahamd Khan: My name is Ahamd Khan. I am from Mazar-e-sharif. I have a reservation in your hotel.
- Receptionist: I see! Are you staying here for one week?
- Ahamd Khan: Yes, my friend and I are going to visit some old palces here.
- receptionist: Where is he now? I need to check his ID.
- Ahmad Khan: He is in front of the door. I will call him.
- Receptionist: Thank you. Your room is number 32. I hope you enjoy staying in our hotel.



Exercise

Practice the above dialogue with your partner.

Ask and answer


Answer the following question:

1. Where is Ahamd Khan from?
2. Did he reserve a room?
3. What was his room number?
4. How long will Ahamd Khan and his friend stay in the hotel?



Look and name

Horse



Taxi



airplane



Bus



Camel



Train






During the winter last year, My two brothers and I went to Bamyán to my uncle house. One day, my cousins and I went to the park. It was a cold day. The snow covered the earth. The sun which was brightly shining, made the earth more beautiful with millions of small diamonds. The ice looked like a mirror. It was a nice day for skating. There wasn't even wind. What fun we had that day with the ice! Later we played "Hide and seek".



When we arrived home, it was late. We were very tired, but happy. I will always remember that joyful day.

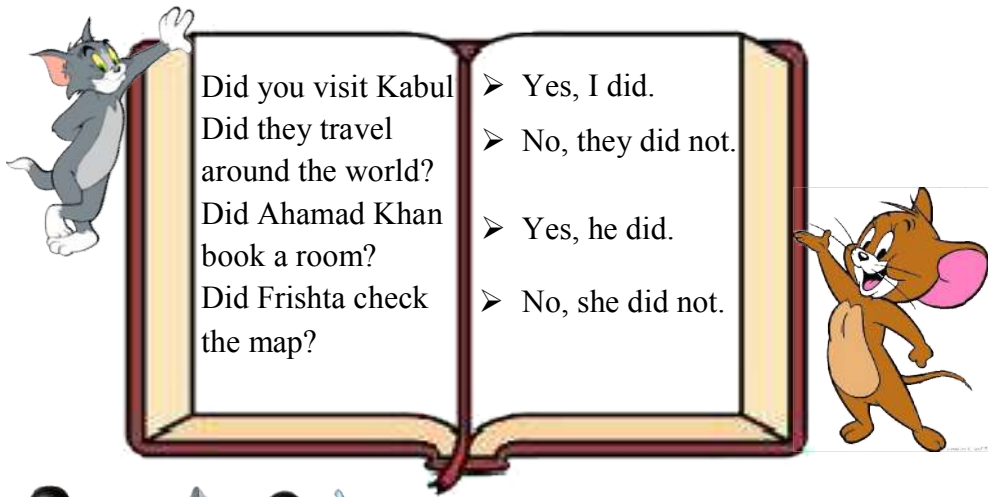


Read the story again and check the sentences true or false.

1. We went to Bamyán this summer.	<input type="checkbox"/>	<input type="checkbox"/>
2. We went to the park in a cold day.	<input type="checkbox"/>	<input type="checkbox"/>
3. The ice looked like mirror.	<input type="checkbox"/>	<input type="checkbox"/>
4. It wasn't a nice day.	<input type="checkbox"/>	<input type="checkbox"/>
5. We arrived home late.	<input type="checkbox"/>	<input type="checkbox"/>
6. We went to my grandfather's house.	<input type="checkbox"/>	<input type="checkbox"/>

Listen and Practice

Listen to your teacher while reading the sentences then practice it with your partner.



Read the above sentences and make your own sentences with your partner.



buy a ticket



check the passport



check the timetable



take off



land

LET'S WORK TOGETHER

Practice these sentences with your partner.

Marry: What time did your flight take off?

Shila: It was 5:30.

Marry: Did you buy a ticket?

Shila: Yes, we did.

Marry: What time did your plane land at the airport.

Shila: It was 8:00 p.m.

Marry: Did you have to check your passport?

Shila: Yes, we did.

Fun with Words

Look at the pictures and complete the missing letter.



1. ime able




2. t ck t



3. pa spo t



4. ta e of



5. an



This is Jamal. He came from Paktika Province. He decided to visit Herat province on his summer vacation. One day, he went to a gift shop. He asked the shopkeeper to find a suitable gift for his daughters. Jamal's family is living in Paktika now. At the end, he bought two handkerchieves and a pretty doll for his younger daughter.



Read the above text aloud.



Answer the following questions.

1. Where did Jamal come from?
2. Where was he in his summer vacation?
3. Did he go to a supermarket?
4. How many handkerchieves did he buy?
5. What did he buy for his younger daughter?

LET'S WORK TOGETHER

Practice saying these questions.

2016

1. How did Afghanistan look like two years ago?
2. Was Jamal a tourist?
3. Did he live in Herat?
4. Where did he go to buy gifts?
5. Did he buy a pretty doll?
6. What did he buy at th end?



Let's practice something different!

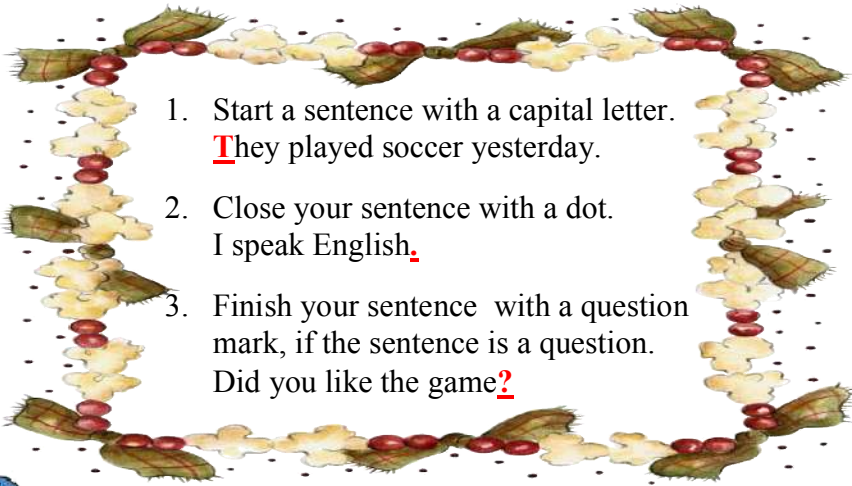
Practice these sentences with your partner.

**I am interested in playing football.
What about you?**





Writing Tips



1. Start a sentence with a capital letter.
They played soccer yesterday.
2. Close your sentence with a dot.
I speak English**.**
3. Finish your sentence with a question mark, if the sentence is a question.
Did you like the game**?**



Let's practice!

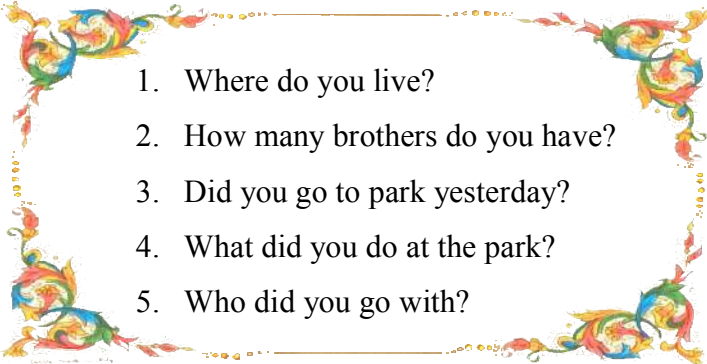
Read the sentences and correct their mistakes.

1. i have a new pair of shoes.
2. we went to the park
3. They speak French
4. did you have a new pair of shoes
5. he studies hard

1. _____
2. _____
3. _____
4. _____
5. _____

**LET'S
WORK
TOGETHER**

First answer the question in your notebooks, then practice them with your partner.

- 
1. Where do you live?
 2. How many brothers do you have?
 3. Did you go to park yesterday?
 4. What did you do at the park?
 5. Who did you go with?

**Homework**

Write five questions in your notebooks and answer them.

UNIT ELEVEN

Festivals and Ceremonies

Objectives



At the end of this unit, students will be able to:

- get information about Eids.
- talk about Afghan's culture in Eids.
- ask and answer questions about festivals and ceremonies.
- read and memorise a poem in English.

Dialogue



- Nargis: I love Eid holidays! Do you love Eid holidays, Tabsum?
 Tabsum: Oh, yes, I love them too. They are really great.
 Nargis: We go to our grandparents house.
 Tabsum: Do you get Eidi too?
 Nargis: Yes, we usually get money. I really love it.
 Tabsum: We also go to our grandparents.
 Nargis: It is really nice. Does your grandmother cook cookies?
 Tabsum: Yes, she does.



Exercise

Practice the above dialogue with your partner.

Ask and answer

Answer the following questions.

1. Who loves Eid Holidays?
2. Where do Nargis and Tabsum go on the Eid day?
3. What does Nargis get from her grandparents?
4. Does Tabsum's grandmother cook cookies?
5. Do you love Eid holidays?
6. Where do you go on the Eid days?

Look and name



1. cookies



2. cake



3. chocolate



4. coffee



5. green tea



6. black tea



Eids are very important Islamic celebration. It is my favourite time of the year. Eid happens twice a year. People dress in their best clothes, and put lights and decorations on their homes.

Many streets have funfairs with music, fireworks and kids' games. Children do not get presents, but they do get money. I spend my money on sweets and funfairs. We are really happy in Eid days.

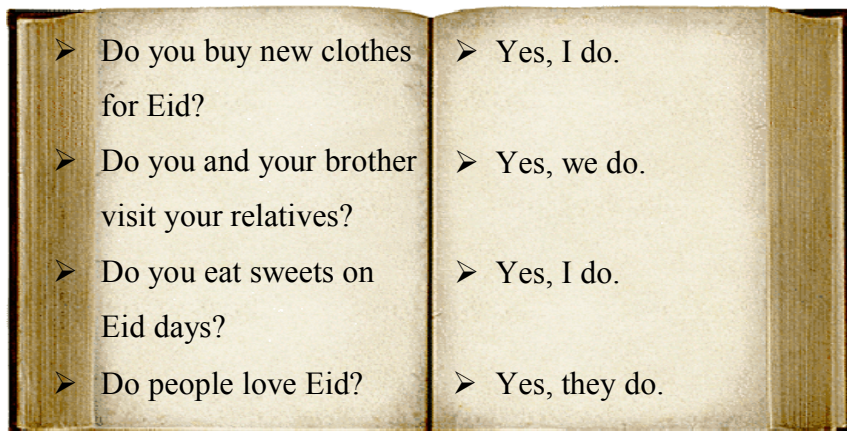


Practice these questions with your partner.

1. How many times does Eid happen in a year?
2. What types of clothes do people wear on Eid days?
3. What is your favourite day?
4. What happens on that day?
5. Do you give presents?
6. Do you decorate your house before Eid?

Listen and Practice

Listen to your teacher. Then practice it with your partner.



Read the above sentences and make your own sentences with your partner.



Listen to your teacher and repeat after him and her.



1. Make dinner



2. Bake a cake



3. Set the table



4. Clean the table



5. Sing national anthem



6. Wear special clothes



7. Hold a ceremony

**LET'S
WORK
TOGETHER**

Practice these sentences with your partner.

Muhammad: Haroon! What time does your mom make the dinner?

Haroon: Around 8 o'clock.

Muhammad: Does your mother know how to bake a cake?

Haroon: Yes, she does.

Muhammad: Who sets the table?

Haroon: My sisters.

Muhammad: Do your sisters clear the table too?

Haroon: No, they do not.

Muhammad: Can you sing the national anthem?

Haroon: Yes, I can sing it pretty well.

Muhammad: Why do people wear special clothes on Eid days?

Haroon: Because, it is an important day.

 **Let's Spell**

Practice spelling the name of these pictures with your partner.





Listen to your teacher while he/ she is reading the poem and then practice it with yourself.

Good Bye

Good bye, good bye,
Our year is done,
We worked, we played, we had some fun,
So let's be happy, safe and kind,
As we welcome another one.



Read the above poem aloud.



Listen to your teacher and repeat the sentences after him/ her.

1. Do you like Now Rooz?
Yes, I like Now Rooz a lot.
2. Do you like rainy weather?
No, I don't like rainy weather.
3. Do you love to go Mazar e sharif on Now Rooz festival?
Yes, I love to go to Rawza-e-sharif.

Ask and answer

Answer the following questions in your notebooks, then practice them with your partner.

1. Do you love Eid holidays?
_____.
2. Where do you go on Eid Days?
_____.
3. What do you do on Eid days?
_____.
4. Do your parents give you presents?
_____.
5. What kinds of clothes do you wear?
_____.

Homework

Write five sentences about Eid holidays in your notebooks.



Let's practice something different!

Read the words and try to find them in the puzzle.



coffee
cake
green

<i>c</i>	<i>o</i>	<i>f</i>	<i>f</i>	<i>e</i>	<i>e</i>
o	c	a	k	e	o
o	t	s	a	v	E
k	e	l	e	q	e
i	a	p	k	u	w
e	g	r	e	e	n
s	t	m	y	t	r



tea
cookies

LOOK and Match



Cookies
 cake
 chocolate
 green tea
 black tea
 coffee



UNIT TWELVE

Services

Objectives

At the end of this unit, students will be able to:



- know the benefits of services.
- know some new expressions.
- become interested to do services.
- improve their listening, speaking, reading and writing skills.



Dialogue

- Driver:** Excuse me sir! Can you help me please?
Shopkeeper: What can I do for you?
Driver: I want to fix my car?
Shopkeeper: Sure, but I don't know anything about cars. You can go to a garage.
Driver: Where is the garage?
Shopkeeper: It is on the corner.
Driver: Thank you. What time does it open?
Shopkeeper: Maybe at 7:00 a.m.
Driver: Thanks a lot for your help.
Shopkeeper: You are welcome.



Exercise

Practice the above dialogue with your partner.

Ask and answer

Ask and answer these questions with your partner.

1. Did the driver talk to the shopkeeper?
2. Where did the shopkeeper show the driver?
3. Why did the driver ask for help?
4. What time does the garage open?
5. Did the driver thank the shopkeeper?

listen & REPEAT



1. Mechanic



2. Driver



3. Pilot



4. Baker



5. Cleaner



6. Firefighter



A long time ago, a little puppy sat outside the yard at the school. The puppy loved the children play. He wanted to play, but he was shy.

One day, the puppy followed two children. He curled under a tree in front of the yard and fell asleep. Suddenly, he woke up. He saw the children's house was on fire. The puppy knew the children need help. He ran to the fire station and started barking.



Then the puppy saw the firefighters jump on their trucks and leave. He tried to run behind them, but he couldn't. When he got back to the house, he did not see the children. He became worried. After the fire was out, the fire fighters noticed the sad – looking puppy under a tree.

"I know," said a fire fighter, "This is the puppy at station. He is a real hero. He ran all the way to station to make us aware that there is a fire." Maybe we should take him with us. He can be a good fire dog. We can call him Sparky. After that day, Sparky found a new home at the fire station.

Ask and answer

Read the story again and mark the sentences True or False.



1. Sparky was a cat.

2. He loves to watch children.

3. He followed two girls.

4. The house was on fire.

5. He ran to the fire station

6. He found a new house.

Listen and Practice

1. What is his job?	He is a firefighter.
2. Where is the post office?	It is over there.
3. Who is that man?	He is a policeman.
4. When is the break?	It is at 10:00 a.m.

LET'S WORK TOGETHER

Ask and answer the sentences with your partner.

- | | |
|----------------------------------|--|
| • What time does it open? | • It opens at 9 in the morning. |
| • When do they work? | • They work from Saturday to Thursday. |
| • Who helps lost children? | • The police helps them. |
| • Where does she buy stamps? | • She buys them from a post office. |
| • Why does he go to work by bus? | • Because it is fast and cheap. |
| • How do you come to school? | • I take a bus. |



call the emergency



get on the bus



get off the bus



Hire a taxi



put out fire



ask the information desk



Repeat these sentences after your teacher.

1. I called the emergency 102 last night.
2. We get on the school bus at 10:00 a.m every day.
3. We get off the school bus at 2:00 p.m. every day.
4. Did you hire a taxi?
5. Firefighters put out the fire very quickly.
6. Did they ask the information desk for help?



Read the poem.

I'm an ambulance, hear me wail
everyone move aside!

My job's urgent, I can't fail,
somebody needs a ride!

I must get there quick!

Somebody needs some help,
somebody must be sick.

When emergency gets the call
someone in trouble made,
send me out to help,
ambulance - great first aid!



Read the poems again and answer the questions.

1. Why does people call for ambulance?
2. Why ambulance job is urgent?
3. Where we can find ambulance?
4. Do you know the emergency number for ambulance center?
5. Why is it important to give way to ambulance?

LOOK and Match

Look at the pictures and match them with the correct phrase they go to.



get on the bus
Hire a taxi



put out fire
call the emergency



ask the information desk
get off the bus





Read the sentences and correct their mistakes in your notebooks.

1. we like to go to school

2. did you like to be a mechanic

3. i went to my uncle house yesterday

4. he plays tennis

5. did she love to cook rice



Read the questions in column A and answer them in cloumn B.

1. <i>what is your name?</i>	1. _____.
2. <i>What do you do?</i>	2. _____.
3. <i>How old are you?</i>	3. _____.
4. <i>Where do you live?</i>	4. _____.
5. <i>What time do you wake up?</i>	5. _____.
6. <i>Why do you learn English?</i>	6. _____.
7. <i>What time does your school start?</i>	7. _____.
8. <i>What time does your school finish?</i>	8. _____.

UNIT THIRTEEN

Media

Objectives

At the end of this unit, students will be able to:



- know different kinds of media.
- understand the importance of media.
- give informatin about television.
- ask and answer questions about media.
- write a friendly letter.



Dialogue

- Asif: Did you enjoy the cricket match?
 Arif: Yes, it was interesting. I watched it on Sport channel.
 Asif: Really? I am also interested in listening to music and watching movies.
 Arif: Oh, did you watch the movie on 1TV last night?
 Asif: Yes, I did. It was about a Karate boy.
 Arif: He was great! I am going to watch it for a second time. Will you come to watch it together?
 Asif: Oh, yes. Thanks a lot.



Practice the above dialogue with your partner.

Ask and answer

Answer the following question.

1. Who enjoyed the cricket?
2. Who is interested in watching movies?
3. Who watched the movie on 1TV?
4. What was the movie about?
5. Did Arif invite Asif to watch the movie with him?

listen and REPEAT



Report



News



Facebook



Television



Twitter



Internet



Television

A television is an electronic device with a screen. People also call it TV. Televisions receive broadcast signals and turn them into pictures and sound.

All TVs have screens where the picture is viewed. Before the 1920s these were usually "black and white", which made everything look grey, but today's televisions are quite different from their old ones. They are flat screen, much more lighter and show colors.



Ask and answer

Answer these questions from the above text.

1. What was the TVs look like before 1920s?
2. What is a television?
3. Can we watch television programs in our mobiles?
4. From how many miles does TV stations broadcast programs?
5. How many types of TVs do you know?



Read the sentences and mark them whether true or false.

1. The TVs were color before 1920s.	<input type="checkbox"/>	<input type="checkbox"/>
2. The TV stations are in your house.	<input type="checkbox"/>	<input type="checkbox"/>
3. You cannot find color television nowadays.	<input type="checkbox"/>	<input type="checkbox"/>
4. You can watch TV programs in mobile, computer and internet.	<input type="checkbox"/>	<input type="checkbox"/>
5. Now a day's TVs are flatted screen, much more lighter and show colors.	<input type="checkbox"/>	<input type="checkbox"/>
6. A TV station could be many miles or kilometres away.	<input type="checkbox"/>	<input type="checkbox"/>

Listen and Practice

Read the sentences, then practice them with your partner.

1. Did the girls listen to the radio?
2. Did Hamza use the internet?
3. Did you watch the cartoon?
4. Did Nadia work with his computer?

1. Yes, they did.
2. No, he didn't.
3. Yes, we watchet it.
4. No, she worked with her mother.

Listen and Practice

Read the sentences, then practice them with your partner.

1. Who listened to the news last night?
2. What did you do last week?
3. What did Zubir receive?
4. When did they download the book?
5. Where did she connect to the interenet?

1. My mother.
2. I went to Khost.
3. He received an email.
4. They downloaded it yesterday.
5. She connected the internet at school.



Let's learn something new



gave in an interview



got a mail



texted a message



studied online



used facebook



listened to the news



1. Did you give an interview?
2. Did you get an email?
3. Did she text a message?
4. Did they study online?
5. Did he use facebook?
6. Did you listen to the news?

1. Yes, I did.
2. Yes, we did.
3. No, she didn't (did not).
4. Yes, they studied online.
5. Yes, he used facebook.
6. No, we didn't.



Dialogue

Saboor: Ahmad! Afghanistan cricket team has a match.

Ahmad: That is a great news! What time will the match begin?

Saboor: I think at 2 in the afternoon.

Ahmad: Really! That is a wonderful time. I will be home from school.

Saboor: You are right! But the match maybe boring for me.



Ahmad: Why?

Saboor: I don't like to watch it alone.

Ahmad: You can watch it with your brother.

Saboor: He doesn't like cricket.

Ahmad: Then we can watch it together.

Saboor: Really! It is good. Thanks a lot.

Ahmad: You are welcome.

Ask and answer

Answer the questions from the above dialogue.

1. Which cricket team has a match?
2. What time will the match begin?
3. Can Ahmad watch the match?
4. Who doesn't like to watch alone?
5. Will Saboor and Ahmad watch the cricket match together?

LOOK and Circle!

Look at the pictures, read the sentences and circle the correct sentence.



1. I got an email.
2. I gave a film.



1. I text a message.
2. I got an email.



1. I text a message to my friend.
2. I use facebook.



1. I use twitter.
2. I use facebook.



1. She study online.
2. I text a message to my friend.



1. I listened to the news.
2. I got an email.



Writing Tips

How to Write a Friendly Letter?

A friendly letter should have:

- Greetings
- Body
- Closing
- signature

Read this letter

February 2, 2016

Dear Mr. Qader


Thank you so much for teaching me art skills. I really enjoy drawing things that allow me to be innovative. I would like to be an art teacher when I grow up too. I hope I will be in your class next year too! Have a great holiday!

Love,
Rustam



Let's Practice!

Now write a letter to your teacher.



Homework

Write an excuse letter in your notebooks.

UNIT FOURTEEN

Sport

Objectives

At the end of this unit, students will be able to:



- know about different sports.
- understand the importance of sport.
- know the names of different of sport.
- solve the puzzle.



Dialogue

A dialogue between two friends on the importance of sports.

?

Shoib: Good afternoon, how are you?

Sayed: Good afternoon, I am fine. What about you?

Shoib: Not so bad. Where are you going?

Sayed: I am going to play volleyball with my friends. Will you play with us?

Shoib: Actually, I do not like any type of games and sports. They are totally wasting time.

Sayed: Very sad; you are a good student, but you do not know about the importance of sports.

Shoib: Are they important for us?

Sayed: Of course, they help us to be active and fresh. They are also a form of good exercise.


Shoib: Really I have made a great mistake. As a result I always remain sick and weak. But it needs so much time.

Sayed: You can play only in the afternoon or when you get free at that you can play.

Shoib: So, let's go. I will also play with you.

Sayed: That is great!





Exercise

Read the dialogue again and use the correct words to fill the blanks.

volleyball sports how afternoon great
play student active time

Shoib: Good afternoon, _____ are you?

Sayed: Good _____, I am fine. What about you?

Shoib: Not so bad. Where are you going?

Sayed: I am going to play _____ with my friends. Will you play with us?

Shoib: Actually, I do not like any type of games and _____. They are totally wasting _____.

Sayed: Very sad; you are a good _____ but you do not know about importance of sports.

Shoib: Are they important for us?

Sayed: Of course, they help us to be _____ and fresh. They are also a form of good exercise.

Shoib: Really I have made a _____ mistake. As a result, I always remain sick and weak. But it needs so much time.

Sayed: You can _____ only in the afternoon or when you get free at that you can play.

Shoib: So, let's go. I will also play with you.

Sayed: That is great!

Listen and Repeat



Football



Basketball



Snooker

2



Teakwondo



Cycling



Ping pong



Boxing



Cricket



Volleyball

Crossword

Find the name of the below pictures in the word square.



f	v	o	l	l	e	y	b	a	l	l
o	c	p	n	c	o	l	k	f	w	t
o	i	i	c	y	c	l	i	n	g	e
t	a	n	r	w	q	f	y	g	f	a
b	k	g	i	d	s	j	s	y	v	k
a	r	p	c	s	j	d	k	q	l	w
l	f	o	k	h	d	c	a	w	i	o
l	e	n	e	d	x	v	b	y	j	n
u	y	g	t	s	z	k	o	r	l	d
f	l	o	s	n	o	o	k	e	r	o
b	a	s	k	e	t	b	a	l	l	q

Find these words through down and cross.

Cricket

Football

Volleyball

Cycling

Ping pong

Taekwondo

basketball

Snooker

Let's practice

Which sport do you like

- | | | | |
|------------|-----------|---------|---------|
| Tennis | swimming | bowling | snooker |
| basketball | gymnastic | running | |
| cycling | boxing | walking | |



I like walking.





I don't like basketball.















Listen and repeat

Sport

Sport is fun for girls and boys,

It's much better than toys.

You can sledge and ski and skate

And throw snowballs with Kate.

You can swim and play football,

Hockey, tennis, and basketball.

You can jump and you can run,

You can have a lot of fun.



TRUE or FALSE

Read the above text again and mark the sentences (T) if it is true and (F) if the sentences are false.

1. Sport is not better than playing with toys.
2. Sport is fun for every body.
3. Ski is played in sand..
4. In football match you run a lot .
5. You can a lot of fun in sport.

T	F
<input type="radio"/>	<input type="radio"/>
<input type="radio"/>	<input type="radio"/>
<input type="radio"/>	<input type="radio"/>
<input type="radio"/>	<input type="radio"/>
<input type="radio"/>	<input type="radio"/>
<input type="radio"/>	<input type="radio"/>

Read, think and choose

1. 11 players play in a match.
2. Playing with racket.
3. Playing in winter, on snow.
4. You can play in water.
5. Play with a ball and basket.

Football	Volleyball	Basketball
Tennis	Hockey	Cricket
Boxing	Bowling	Swimming
Ski	Basketball	Tennis
Hockey	Football	Basketball

Fun with words

Spell the name of each sport.

Example:


t-e-n-n-i-s

tennis



Let's learn something new

The Olympic symbol, better known as the Olympic rings, consists of five underlocked rings and represents the unity of the five continents (Africa, America, Asia, Australia and Europe).



The colors - **Blue**, **Yellow**, **Black**, **Green** and **Red**- over a white field forms the Olympic flag. These colors were chosen because every nation had at least one of them on its national flag.

List of some sports of Olympic Games:


- Archery
- Badminton
- Basketball
- Boxing
- Cycling
- Fencing
- Football
- Gymnastic
- Hockey
- Sailing
- Volleyball
- Wrestling
- Weightlifting



Read and match

Match the words to the pictures by writing the numbers.

1. Boxing
2. Gymnastic
3. Tennis
4. Ski
5. Swimming
6. Football
7. Snooker
8. Running
9. Teakwondo
10. Basketball
11. Cricket
12. Volleyball



UNIT 15

Review



Objectives

In this unit, students are going to:

- Review the words of units 9 -14.
- Practice and improve their spelling.
- Practice talking about travel, festivals and ceremonies, services, media and sports.
- Practice reading and writing related to units 9 – 14.
- Improve their listening skill.

CONVERSATION

Samir: Good morning Rabia. How are you today?

Rabia: I am fine, how are you?

Samir: I am a little tired.

Rabia: Why?

Samir: I went to Nangarhar.

Rabia: Why did you go there?

Samir: I went to visit my uncle and participate in “Gul Narange” festival.

Rabia: Did you enjoy?

Samir: Yes, It was fantastic. I visited Shahi Park, Pul Behsood and Daronta .

Rabia: Did you do anything else?

Samir: I went to see the cricket match as well.

Rabia: You really had fun.

Samir: You are right. It was a fantastic trip.



Exercise

Practice the above dialogue with your partner.

Ask and answer

Answer the following questions from the conversation.

1. How is Samir today?
2. Why is Samir tired?
3. Where did he go?
4. Who did he visit in Nangarhar?
5. Did he watch a football match?
6. Did he enjoy?

Listen and Practice



horse



coffee



pilot



internet



boxing



cycling

 Time to read

A. Listen to your teacher and repeat after him/ her.



1. He is a taxi driver.



2. She is a pilot.



3. Do you like chocolate?



4. What does he do?
He is a firefighter.



5. Do you use facebook.



6. He is playing pingpong.



7. Do you like cricket.



8. Where do you go on Eid days?
I go to my uncles house.

B. Now read these words.



1. Baker



2. Green tea



3. Train



4. Volleyball

Read and Choose

Look at the pictures, read the sentences and choose the correct one.



1. He is playing volleyball.
2. He is palying snokeer.



1. It is a television.
2. It is a radio.



1. She is a cleaner.
2. He is a cleaner.



1. It is a cake.
2. It is a cooky.



1. It is a taxi.
2. It is a bus.



1. She is a mechanic.
2. He is a mechanic.

Read and Sort

Read these words and match them to thier correct section.

- Bus
- Cake
- Mechanic
- Pilot
- Taxi
- Camel
- Driver
- Green tea
- cookies

Transportion

Food

Job

Writing

Look at the pictures and write their names in the box.



1




2



3



4



5



6

Fun with Words

Complete the missing letter(s).

1. __or__se

2. a__rplan__

3. Clea__er

4. Ba__ketb__ll

5. b__ac__te__

6. b__s

7. ne__s

8. t__xi

9. inter__e__

10. came__

Jobs

A. Look at the pictures and write who they are.



He is a firefighter.



B. Now read the above sentences aloud.



Time to read

- Sahil: I am feeling hungry, when should we have lunch?
- Sadeq: Me, too.
- Sahil: Let's buy something to eat!
- Sadeq: I love burger. What about you?
- Sahil: Me too. But today, I would like to visit an Indian restaurant.
- Sadiq: Is the food good?
- Sahil: Yes, it is. I love to eat some rice. They call it Beriani.
- Sadiq: Then, why are we waiting? Let's go there.

At the restaurant

- Sahil: How is the food, Sadiq?
- Sadiq: It is really tasty. I like it. How do you know about Indian food, Sahil?
- Sahil: I went to India last year.
- Sadiq: That is great. I would like to visit there and taste more Indian food.



TRUE or FALSE

Read the sentences and mark (T) if the sentences are true, and (F) if the sentences are false.

1. Sahil is not feeling hungry.
2. Sadiq is feeling hungry.
3. Sadeq loves burger.
4. Sahil does not like to go Indian restaurant.
5. Sahil loves to eat some rice.
6. Sahil went to India two days ago.
7. Sadiq would like to visit India.
8. Sadiq does not like to taste Indian food.

T	F
<input type="checkbox"/>	<input type="checkbox"/>
<input type="checkbox"/>	<input type="checkbox"/>
<input type="checkbox"/>	<input type="checkbox"/>
<input type="checkbox"/>	<input type="checkbox"/>
<input type="checkbox"/>	<input type="checkbox"/>
<input type="checkbox"/>	<input type="checkbox"/>
<input type="checkbox"/>	<input type="checkbox"/>
<input type="checkbox"/>	<input type="checkbox"/>

Look and Match



- Nurse
- Doctor
- Firefighter
- Driver
- Mechanic
- Pilot
- Students
- teacher



At the end:

What You Learned This Year!

